



District Report Card: 2017


State: Odisha	District: Boudh
Class: 8	Subject: Mathematics
Schools: 44	Students: 914


Participation/Coverage


Students

<div>GENDER</div> <div></div>	Boys				Girls			
	Number		%		Number		%	
	415		45.40		499		54.60	

<div>AREA</div> <div></div>	Rural				Urban			
	Number		%		Number		%	
	914		100.00		0		0.00	

<div>CATEGORY</div> <div></div>	SC		ST		OBC		GEN	
	Number	%	Number	%	Number	%	Number	%
	220	24.07	182	19.91	489	53.50	23	2.52

<div>CWSN</div> <div></div>	LD	VI	HI	S&LD	ID	Oth
	2	3	0	0	0	1

<div>Management</div> <div></div>	Government				Government-aided			
	Number		%		Number		%	
	914		100.00		0		0.00	

Average Performance of Students in Mathematics (%)

Overall	Gender		Area		Management		Social Group			
	Male	Female	Rural	Urban	Govt.	Aided	SC	ST	OBC	GEN
42.42	39.94	44.49	42.42	0.00	42.42	0.00	42.33	46.26	41.43	33.91

Performance on Learning Outcomes (LOs)

Learning Outcomes	Description	Average Performance(%)
M601	Solves problems involving large numbers by applying appropriate operations	36.46
M606	Solves problems on daily life situations involving addition and subtraction of fractions / decimals	42.79
M620	Finds out the perimeter and area of rectangular objects in the surroundings like floor of the class room, surfaces of a chalk box etc.	43.29
M621	Arranges given/collected information in the form of table, pictograph and bar graph and interprets them	44.32
M702	Interprets the division and multiplication of fractions	42.45
M705	Solves problems related to daily life situations involving rational numbers	36.87
M706	Uses exponential form of numbers to simplify problems involving multiplication and division of large numbers	39.04
M707	Adds/subtracts algebraic expressions	54.27
M710	Solves problems related to conversion of percentage to fraction and decimal and vice versa	29.39
M717	Finds out approximate area of closed shapes by using unit square grid/graph sheet	38.43
M719	Finds various representative values for simple data from her/his daily life contexts like mean, median and mode	52.99
M721	Interprets data using bar graph	50.44
M801	Generalizes properties of addition, subtraction, multiplication and division of rational numbers through patterns	33.33
M802	Finds rational numbers between two given rational numbers	45.39
M803	Proves divisibility rules of 2, 3, 4, 5, 6, 9 and 11	49.56
M804	Finds squares, cubes, square roots and cube roots of numbers using different methods	44.08
M808	Uses various algebraic identities in solving problems of daily life	47.37
M812	Verifies properties of parallelogram and establishes the relationship between them through reasoning	32.51
M818	Finds surface area and volume of cuboidal and cylindrical object	26.32
M819	Draws and interprets bar charts and pie charts	46.06

Range of Performance of Students who Answered Correctly							
Below 30%		30% - 50%		50% - 75%		Above 75%	
Number	%	Number	%	Number	%	Number	%
330	36.11	285	31.18	197	21.55	102	11.16

Lowest Performing Learning Outcomes (LOs)

- 1 - Finds surface area and volume of cuboidal and cylindrical object (26.32)
- 2 - Solves problems related to conversion of percentage to fraction and decimal and vice versa (29.39)
- 3 - Verifies properties of parallelogram and establishes the relationship between them through reasoning (32.51)

- 4 - Generalizes properties of addition, subtraction, multiplication and division of rational numbers through patterns (33.33)
- 5 - Solves problems involving large numbers by applying appropriate operations (36.46)